

Meet the Teacher

Welcome to Year 6





Who works in Year 6?

Year 6 Blue – Miss Clare Bate

Year 6 Yellow – Mrs Marie Pope (Mon Tues) Mrs Helen Chatterton (Wed Thurs Fri)

The children will also be supported in their work by the following Teaching Assistants: Mrs Jenny McDonald, Mrs Hayley Highley and Mrs Laura Newell.

What does it mean having two Year 6 classes?

Now that we have expanded to a two form entry school, we have a Blue and Yellow class for each year group. Both classes in each year group will have the same timetable and will be taught the same curriculum.

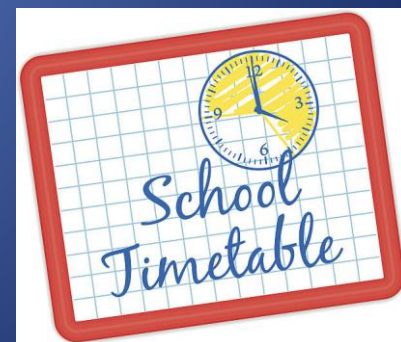


How will my child be taught?

All Year 6 pupils will be taught by the Year 6 team of teachers. This will allow us to maximise learning opportunities for the children and play to teachers' subject specialisms. For example, Mrs Pope will teach both classes Geography and History. Miss Bate will teach both classes Science and Spanish and Mrs Chatterton will teach Music. Children also have the opportunity to choose which story they would like to hear as a year group.

How will my child be assessed?

We continually assess children both before and after their learning. We share their next steps and targets with them predominantly through verbal feedback as this has greater impact on their learning. SATs assessments will take place this year and more information on that will follow in the Spring.



What can we look forward to in Year 6?



Year 6 is usually an incredibly busy year with lots of exciting activities and experiences.

Already we have planned a Viking workshop to launch our History topic and this year we will be attending the Plaza to watch the Christmas panto, Cinderella.

This year, our residential trip to Robin Wood will take place on 17th May for three days. More information will follow about this in the Spring Term. Please keep an eye out for information on ParentPay about payment.

SATs will take place during the week commencing 13th May. All information regarding SATs will be sent to you after Christmas.



Please see the list of dates sent via ParentPay for the dates for Sports Day, the Year 6 picnic, presentation and production.

What will my child be learning this year?



YEAR	Autumn 1	Autumn 2	Spring 1	Spring 2	Summer 1	Summer 2
Subjects						
Trips	Viking workshop	Christmas pantomime			ROBINWOOD	
Maths	Number: Place value Number: Addition, subtraction Geometry: Position and direction	Number: Fractions.	Number: Multiplication and division Properties of shape Measuring: converting units	Number: Fractions Area and perimeter Number: Decimals and percentages	Algebra Ratio	SATs Year 7 Transition Projects
Writing Focus	To narrate: Short story- first person. To inform/explain: Non-chronological reports.	To recount/report: Newspaper report. To narrate: story openers and settings	To entertain: suspense narrative. To recount: Biography To explain: Letter	To persuade: Letter To inform: Review	To entertain: Story with a flashback. To entertain: Adventure narrative. To persuade: Letter	To explain: DT
Reading Focus	The Jabberwocky Non – chronological reports. Day of the dead – Literacy shed	Rooftoppers by Katherine Rundel	Room 13 by Robert Swindell Macbeth	The Lost Magician by Piers Torday	The boy in the striped pyjamas by John Boyne	
Science	Animals including humans How are substances transported around the body?		Electricity How does the voltage of the battery affect the brightness of a bulb?	Light How does light travel and how does it help us to see?	Evolution and Inheritance What did Charles Darwin see when he visited the Galapagos Islands and what impact did this have on the study of science?	

What will my child be learning this year?



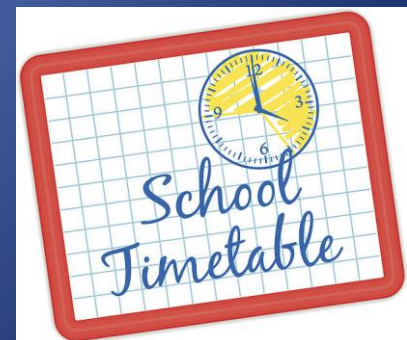
History	Did the Vikings have a negative or positive impact on Britain?		Houses Through Time from the Stone Age – Present day. How and why have houses changed in Britain through time		What happened to children from our local area during WWII?	
Geography		South America – The Amazon What is life like in the Amazon?		Our World in the Future What might a house in Sale Moor look like in the future?		
Art	Drawing and form How can we show movement in a piece of art work?		Drawing - light Painting How can we show perspective in our art work?	Textiles and pattern Printing How can music influence my art?		
D and T		Food Can burgers be a healthy option?			Mechanism and structure How can we make our bridge move?	
Music	How does music bring us together?	How does music connect us with the past?	How does music make the world a better place?	How does music teach us about the community?	PRODUCTION	
RE	Is it better to express your belief in arts and architecture or in charity and generosity?		What do religions say to us when life gets hard?		What difference does it make to believe in ahimsa (harmlessness), grace and /or Ummah (community)?	
PE	Gymnastics Tennis	Football Netball	Dance Tag Rugby	Volleyball Golf	Cricket Athletics	Rounders Orienteering
Happy Minds	Meet the Brain	Celebrate	Appreciate	Relate	Engage	Engage
MFL	Can you tell us about yourself in Spanish?		What is the weather like?		What are the different tenses in Spanish?	Cultural: How do Spanish people celebrate San Fermin?
Computing	History: Vikings Watching video about why they came to Britain and present a persuasive poster.	Geography: Amazon Using google maps to look at types of mountains and to locate them.	CODING: KODU PowerPoint		E- safety	E-safety

How do we help children with their well-being?



This year the children will be using a programme called My Happy Mind. This is a scheme to promote positive emotional well-being.

It's taught to every single child and there's a curriculum for every year group from Early Years to Year 6. There is also a staff wellbeing programme and a Parent App too!



How will my child be rewarded for their achievements and behaviour?



Behaviour Ladder

Each pupil has a name on our Harry Potter themed behaviour ladder. When they impress a member of staff, children may move their name up to two levels and receive a sticker. We give lesson expectations through learning CHAMPs so the children know expectations for each lesson.

Class Marbles

In Year 6 we collect golden snitches as a class to receive a class reward. We need 20 snitches in each class to earn golden time or a class treat. Parents will be informed when we achieve this.

House points

The focus for house points this half term is listening carefully.

UKS2 Department Award


The focus for our department this half term is handwriting and presentation. Any child who impresses in this area will have their name displayed on the 'You've been spotted' celebration wall.

Reach for the Highest

One child each week will be nominated by their class teacher for the Reach for the Highest award. This can be any child that has proven to be trying their best in the learning or behaviour.



What do I need to remember in Year 6?



PE will be on a **Monday** and a **Thursday** so children will need to come to school in their PE kits. A white t-shirt and navy shorts. Some PE will take place outside so ensure your child is wearing appropriate outdoor school PE kit. This consists of navy blue tracksuits bottoms, a white t-shirt and a navy hoody or tracksuit top. This should not be their school jumper. **Pupils who repeatedly do not have the correct PE kit in Year 6 will be given lunchtime detentions.**

The Daily Mile will take place on a **Tuesday** and **Friday** so children will need to come to school in their school shoes and bring their trainers to change into on those days.

Your child will **NOT** need to bring a pencil case to school. They simply need to bring their water bottles and reading books everyday.

Long hair must be tied back. Please keep hair accessories to a minimum. Headbands and bobbles must be discreet, small and school colours. Pupils should not wear jewellery apart from a watch and simple stud earrings. Earrings should not be worn on PE day.

Inhalers need to be in date and in school.



What homework will my child receive this year?



Your child will receive regular reading tasks to be completed in their reading journals. These tasks are designed to further develop their reading fluency whilst embed their understanding of their English grammar and punctuation targets.

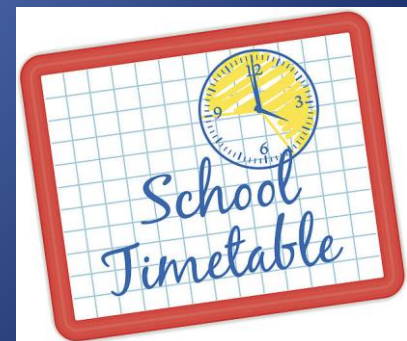
Knowledge organisers will be sent home at the beginning of each unit. This is the basic knowledge a child needs to know to succeed in that unit. They can be used as a revision tool or a way of finding extra resources relevant to their learning. Regular arithmetic homework will be sent out so that children can improve their fluency in number.

Spellings will be sent out on a termly basis from the statutory spelling list. We cover weekly spellings in class.

Children have access to TT Rockstars and should regularly use this to embed their times tables.

What do I do if my child loses their passwords?

Please contact your class teacher as we have the originals copies.



How can I help my child at home?



The most important thing you can do with your child is to ensure they are reading regularly and daily. In Year 6, it is still important for your child to read aloud regularly to maintain fluency and expression. Please use the suggested question prompts in the front of the reading journal to discuss their comprehension.

It is important that we make Maths learning as fun and as relevant as possible. Please involve your child in everyday Maths such as baking, measuring, travel distances, changing money, time zones.

Essential skills for a Year 6 child:

Being able to tell the time to the nearest minute in analogue and digital.


Knowing all the times tables up to $\times 12$ and corresponding division facts.

Write using a joined handwriting style.

Able to discuss authors and genres they enjoy in reading.

Able to recognise and use money (adding totals and calculating change mentally)

Able to organise their equipment, homework and belongings.





What do I do if my child is struggling with their handwriting?

<https://teachhandwriting.co.uk/parents.html>

This website is useful for different ways to improve your child's fine motor skills.

What do I do if my child is struggling with their times tables?

<https://home.oxfordowl.co.uk/maths/primary-multiplication-division/help-with-times-tables/>

Each child has their own TT Rockstars login. Please use this daily to improve fluency and speed. Oxford Owl has a section on times tables for help and advice.

How can I get my child to read more?

<https://home.oxfordowl.co.uk/reading/common-reading-issues/reluctant-readers/>

<https://home.oxfordowl.co.uk/reading/reading-age-10-11-year-6/>

The Oxford Owl Website, linked above, has lots of information for you as a parent on how to help with reluctant readers and expectations in Year 6 in Reading.



How can I communicate with my child's teacher?

Messages and communication can be directed through the school office email. If you need to speak to your child's class teacher for an urgent matter, please phone the school office to make an appointment.

How will the teachers communicate with parents and carers?

The Year 6 teaching team will send text messages regularly. All of our other communication will be sent via Parent Pay so please ensure the office has your most up to date details and have logins for these systems.

When we send paper copies of letters, the children have access to spares in the classroom should they need it.